


New Patient Portal Navigation

Sign In

The sign in process has not changed. Enter your username/password and click Sign In.



[Sign In](#) [Create Account](#)

[Login for Visual Impaired Users](#)

Testing Bold Text on Portal

If you are currently enrolled in Medicare, Medicare Advantage, or Tricare, please click the following link for an important update:

[Provider Based Billing Information](#)

Username (required)

Password (required)

☐ Show Password


[Sign in](#)

[Forgot Username?](#)

[Forgot Password?](#)

Navigating the new Home Page

You will now see that there are navigation links on the left of the screen as well as separate boxes on the right for each of the navigation items. The boxes to the right will display additional information for a quick overview of that item. If you navigate from the links on the left, you will see the additional information for that item when the page for that item displays.



L

Laurie Rollins

Birthdate: December 12, 1964

Account options ▾

[Dashboard](#)

Appointments

Billing

Calendar

Documents

Health Record

Medications

Messages

Past Visits

Questionnaires

Results and Reports

SLR TEST - My Health Portal

[Announcements](#)

Welcome to the Patient Portal

Appointments

[Appointment Request from Health Portal](#)

Pending

[View all appointments](#)

Results and Reports

[Group A Strep Screen](#)

Negative

Date collected February 25, 2025

[Ears, Nose and Throat Visit](#) [🔗](#)

Date February 19, 2025

[Family Practice Visit](#) [🔗](#)

Date February 19, 2025

[Family Practice Visit](#) [🔗](#)

Date February 17, 2025

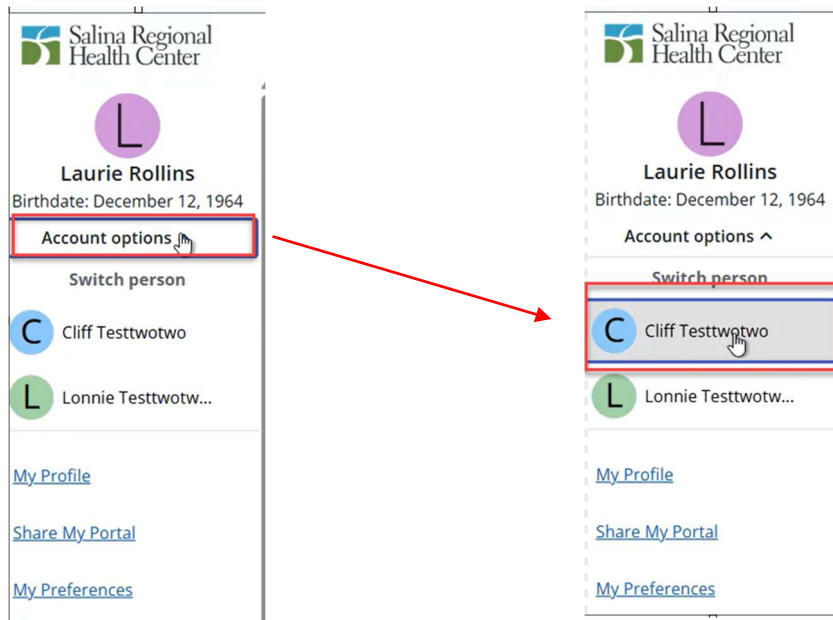
[View all results and reports](#)

Questionnaires

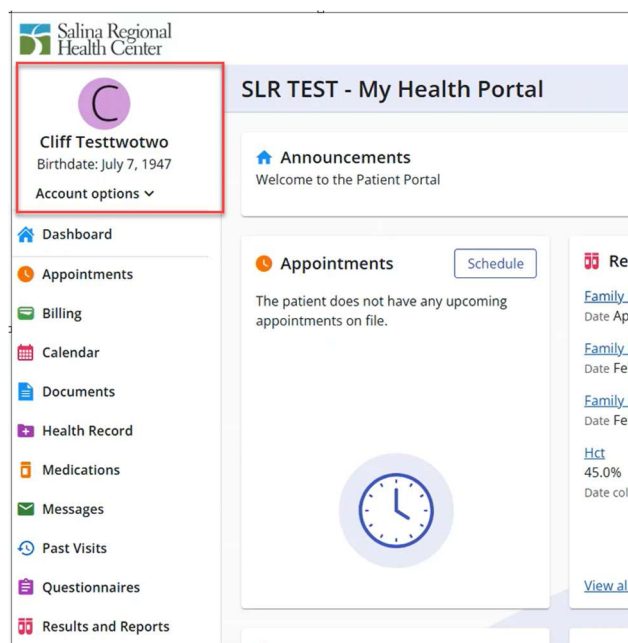
[Billing](#)

Changing the Patient View in the Portal

If there are multiple patients linked to your portal account, you will be able to navigate between the patient portals by clicking on the Account Options drop-down and choosing the patient from the list.

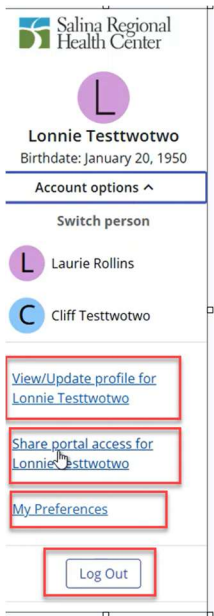


The dashboard for the patient you chose will then display



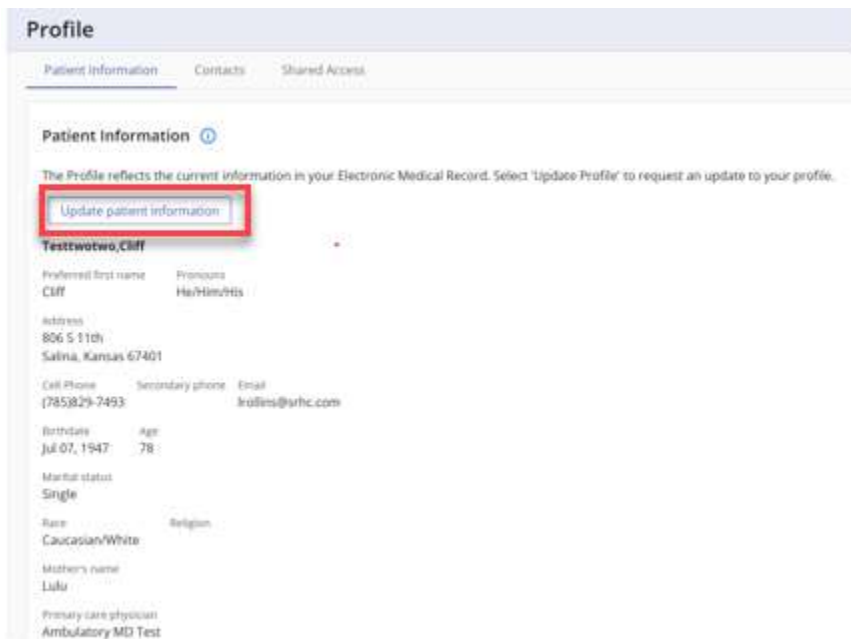
Additional Account Options

To View/Update the profile for a portal patient, Share portal access for a portal patient, edit portal preferences, or log out of the portal, navigate back to the Account Options drop-down and choose the item from the list below the patient/patients listed. The portal patient you are changing these settings for will display at the top. In the case below, we are looking at these options for patient Lonnie Testtwotwo.

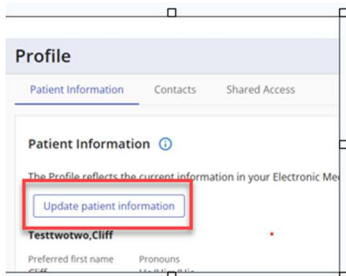


Viewing Patient Information

Choosing View/Update profile for the patient will display the Patient Information.



Clicking on Update patient information will take you to the Patient Profile and allow you to update the patient profile information.



The screenshot shows the 'Profile' page with tabs for 'Patient Information', 'Contacts', and 'Shared Access'. The 'Patient Information' tab is active. Below the tab, there is a section titled 'Patient Information' with a sub-header 'The Profile reflects the current information in your Electronic Medical Record.' A red box highlights the 'Update patient information' button. Below the button, the patient's name 'Testtwo, Cliff' is displayed, followed by fields for 'Preferred first name' and 'Pronouns'.

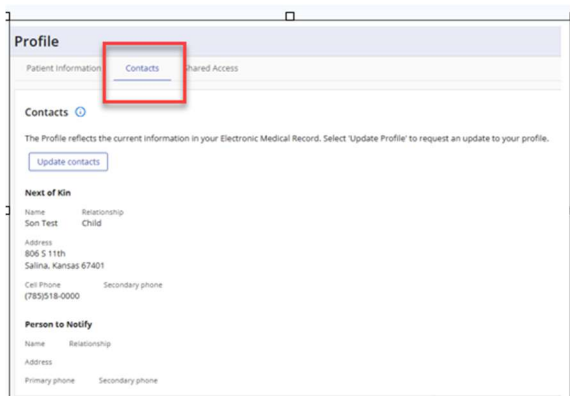
Once you have updated the patient profile information click the save icon to save your changes.



The screenshot shows the 'Request patient information update' form. The form is titled 'Testtwo, Cliff' and 'Patient Profile'. It contains various input fields for patient information, including 'Preferred first name', 'Pronouns', 'Address', 'City', 'State', 'ZIP code', 'Cell Phone', 'Secondary phone', 'Email address', 'Confirm email address', 'Marital status', 'Race', 'Religion', and 'Mother's name'. A red arrow points to the 'Submit' button at the bottom left of the form.

Update Contacts

Once you are viewing the Patient Profile you can also click on the Contacts tab and view/update Next of Kin and Person to Notify information.



The screenshot shows the 'Profile' page with the 'Contacts' tab highlighted. The 'Contacts' tab is active, and the 'Update contacts' button is highlighted. Below the button, there is a section titled 'Next of Kin' with fields for 'Name', 'Relationship', 'Address', 'City', 'State', 'ZIP code', 'Cell Phone', and 'Secondary phone'. Below this, there is a section titled 'Person to Notify' with fields for 'Name', 'Relationship', 'Address', 'Primary phone', and 'Secondary phone'.

View or Allow Access to MyHealth information to this Patient’s Portal

Clicking on the Shared Access Tab allows you to display all users that have access to this patient’s portal. Not all of the options listed in the portal are currently available as we continue to add items and improve the portal experience.

Profile

Patient Information

Contacts

Shared Access

Shared Access

Shared Access displays all users that have access to this patient’s portal.

To allow someone to access MyHealth information for Cliff Testtwotwo, select the Create Invitation button below. You will have the app

[View activity](#)

Shared access users for Cliff Testtwotwo

Laurie Rollins

Access status
Active

Last accessed
Dec 31, 2025 7:57 AM

Email address
laurie_rollins@yahoo.com

Access level
Billing, Billing details, Clinical data ([view access level details](#)). Download medical records, Non-clinical/social appointments, Profile

Laurieb Testtwotwo

Access status
Active

Email address
lrollins@srhc.com

Access level
Billing, Billing details, Clinical data ([view as](#))

Edit

If you need to remove or change access for a user with access to this patient’s portal, click the Edit icon below the user and choose the Access Level, Access Permissions, or Remove shared access for the user.

Profile

Patient Information

Contacts

Shared Access

Shared Access

Shared Access displays all users that have access to this patient’s portal.

To allow someone to access MyHealth information for Cliff Testtwotwo, select the Create Invitation button below. You will have the opportunity to choose which areas of the portal this person will have access to before sending the invitation.

[View activity](#)

Shared access users for Cliff Testtwotwo

Laurie Rollins

Access status
Active

Last accessed
Dec 31, 2025 7:57 AM

Email address
laurie_rollins@yahoo.com

Access level
Billing, Billing details, Clinical data ([view access level details](#)). Download medical records, Non-clinical/social appointments, Profile

Laurieb Testtwotwo

Access status
Active

Last accessed
Dec 30, 2025 8:25 AM

Email address
lrollins@srhc.com

Access level
Billing, Billing details, Clinical data ([view access level details](#)). Profile

Edit

Laurie zRollins

Access status
Active

Last accessed
Jul 16, 2025 7:35 AM

Email address
lrollins@srhc.com

Access level
Billing, Billing details, Clinical data ([view access level details](#)). Profile

Edit

Profile

Edit access level for Laurieb Testtwotwo

Select the areas of this patient’s portal that you would like Laurieb Testtwotwo to be able to access.

Access Levels

☒ Standard

This user will be able to view information and perform actions as permitted.

☐ View Only

This user will be able to view information as permitted and submit payments. They will not be able to perform other actions, such as messaging a provider, requesting a medication renewal, or scheduling an appointment, etc.

Access Permissions

☒ Billing

☒ Billing details

☒ Clinical data

☐ Allergies, Appointments, Conditions, Health maintenance, Health summary, Immunization history, Letters, Medications, Messages, Questionnaires, Reports, Results, Scanned documents, Visit history

☐ Download medical records

☐ Non-clinical/social appointments

☒ Profile

Submit

Cancel

Remove access for Laurieb Testtwotwo

Select this option if you would like to remove Laurieb Testtwotwo from being able to access this patient’s portal.

Remove shared access